

Trust in CFD for hydraulic design of open waterways and spillways

Mikael Hedberg

Luleå Tekniska Universitet

7 October

Introduction

CFD
simulations of
Luleälvén

Mikael
Hedberg

Introduction

Experiments

Simulations

Results so far

Questions

■ Background

Introduction

CFD
simulations of
Luleälvén

Mikael
Hedberg

Introduction

Experiments

Simulations

Results so far

Questions

- Background
 - Why?

Introduction

CFD
simulations of
Luleålvén

Mikael
Hedberg

Introduction

Experiments

Simulations

Results so far

Questions

- Background
 - Why?
 - How?

Experiments

CFD
simulations of
Luleålvén

Mikael
Hedberg

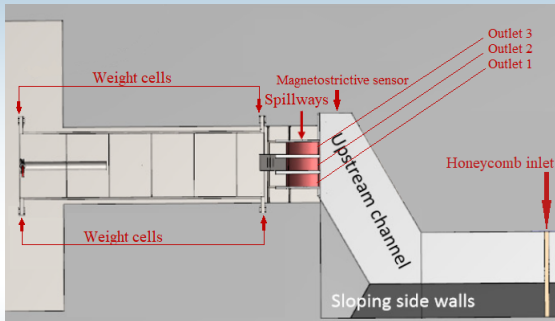
Introduction

Experiments

Simulations

Results so far

Questions



Experiments

CFD
simulations of
Luleålvén

Mikael
Hedberg

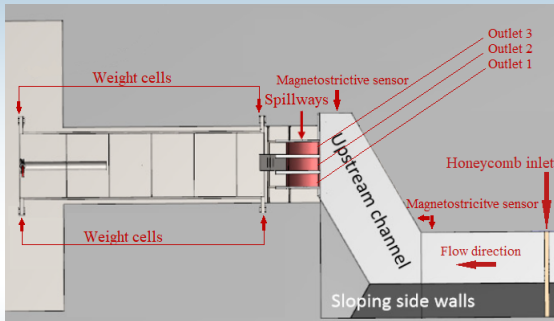
Introduction

Experiments

Simulations

Results so far

Questions



Experiments

CFD
simulations of
Luleälvén

Mikael
Hedberg

Introduction

Experiments

Simulations

Results so far

Questions



Model

CFD
simulations of
Luleälvén

Mikael
Hedberg

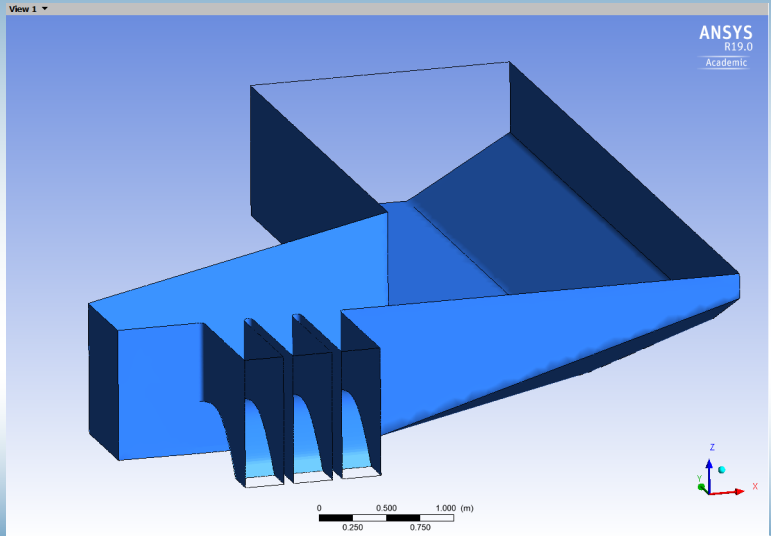
Introduction

Experiments

Simulations

Results so far

Questions



Simulations, water outflow

CFD
simulations of
Luleålvén

Mikael
Hedberg

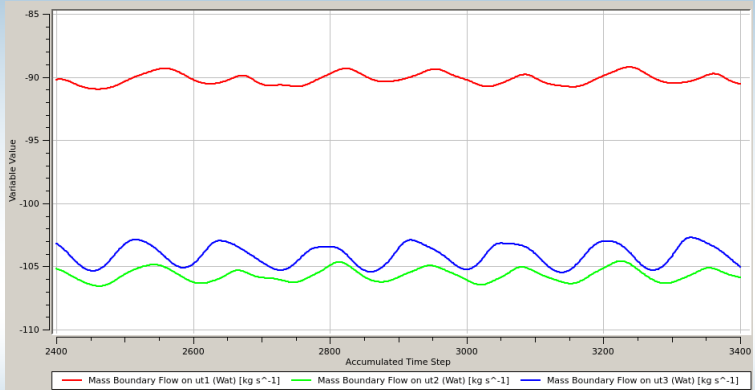
Introduction

Experiments

Simulations

Results so far

Questions



Simulations, water levels

CFD
simulations of
Luleåälven

Mikael
Hedberg

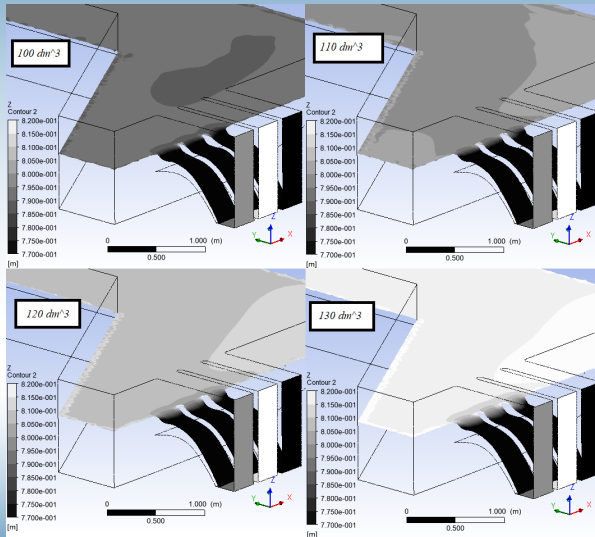
Introduction

Experiments

Simulations

Results so far

Questions



Results, experiments

CFD
simulations of
Luleälvén

Mikael
Hedberg

Introduction

Experiments

Simulations

Results so far

Questions

■ Results

Results, experiments

CFD
simulations of
Luleålvén

Mikael
Hedberg

Introduction

Experiments

Simulations

Results so far

Questions

■ Results

■ Experiments against simulations

Inlet flow volume:	Outlet 1 Simulated	Outlet 1 Experiment	Outlet 2 Simulated	Outlet 2 Experiment	Outlet 3 Simulated	Outlet 3 Experiment
90 [dm ³ /s]	33.16	33.58 (-0.41)	33.45	33.64 (-0.22)	33.41	33.52 (-0.12)
100 [dm ³ /s]	33.15	32.67 (0.48)	33.47	31.09 (2.23)	33.34	33.81 (-0.45)
110 [dm ³ /s]	33.18	32.98 (0.19)	33.49	33.76 (-0.26)	33.34	33.24 (0.15)
120 [dm ³ /s]	33.18	33.56 (-0.38)	33.54	33.12 (0.4)	33.35	33.18 (0.12)
130 [dm ³ /s]	33.23	33.60 (-0.27)	33.56	33.93 (-0.3)	33.24	33.82 (-0.54)

Results, experiments

CFD
simulations of
Luleålvén

Mikael
Hedberg

Introduction

Experiments

Simulations

Results so far

Questions

■ Results

■ Experiments against simulations

Inlet flow volume:	Outlet 1 Simulated	Outlet 1 Experiment	Outlet 2 Simulated	Outlet 2 Experiment	Outlet 3 Simulated	Outlet 3 Experiment
90 [dm ³ /s]	33.16	33.58 (-0.41)	33.45	33.64 (-0.22)	33.41	33.52 (-0.12)
100 [dm ³ /s]	33.15	32.67 (0.48)	33.47	31.09 (2.23)	33.34	33.81 (-0.45)
110 [dm ³ /s]	33.18	32.98 (0.19)	33.49	33.76 (-0.26)	33.34	33.24 (0.15)
120 [dm ³ /s]	33.18	33.56 (-0.38)	33.54	33.12 (0.4)	33.35	33.18 (0.12)
130 [dm ³ /s]	33.23	33.60 (-0.27)	33.56	33.93 (-0.3)	33.24	33.82 (-0.54)

■ What next

Questions?

CFD
simulations of
Luleälv

Mikael
Hedberg

Introduction

Experiments

Simulations

Results so far

Questions

Any Questions?